


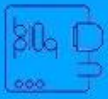
SZOMK

Size:81*81*30mm



Weight:42g

AK-NW-80



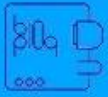
SZOMK

Size:81*81*30mm



Weight:42g

AK-NW-80



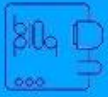
SZOMK

Size:81*81*30mm



Weight:42g

AK-NW-80



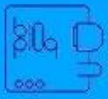
SZOMK

Size:81*81*30mm



Weight:42g

AK-NW-80



SZOMK

Size:81*81*30mm



Weight:42g

AK-NW-80

1. 产品规格

产品规格书/产品图/产品尺寸图/Huaqiang

2. 产品规格书/产品图

格式:CAD/PDF

格式:PDF/CDR

3. 产品规格书/产品图

格式:PDF/CDR/Cuastmer

4. 产品规格书/产品图

如何制作PVC Lable

5. 准备材料

1. PVC板

2. 美工刀

6. 切割材料

1. 将PVC板切割成所需大小

7. 制作Lable

1. 使用DIY软件

2. 设计Lable内容

3. 3D打印

4. 切割Lable

5. 完成Lable