

Quick Details:

- 1 Place of Origin: Zhejiang, China (Mainland)
- 2 Packaging Details: Box length: 260mm , Width: 200mm Depth: 100mm . 1000pcs/box
- 3 Delivery Detail: normally 3-5 days after payment
- 4 Top quality products with certification of CE, UL, ROHS
- 5 Prompt response for your inquiry

characterization

PCB terminal block is mainly characterized by the monomer and the circuit board soldering and wiring easy, and reliable screw connection. The pitch is 3.5, 3.81, 5.0, 5.08, and so on. The terminal blocks can be combined with 3P and 2P. The products without stitching are also available. The wiring directions are front, side, slope and other different styles.

Technical Parameters for Screw Terminal Block/Connector :

Electrical Specification	Mechanical Specification	Part & Material
Rated: 300V	Temp.Range: -40C-+105 C	Body: PA66, UL94V-0
Contact resistance: 20mΩ Max	Max Soldering: +250 C, 5s	Screw: Steel, Zn plating
Withstanding Voltage: AC1500V/ Min	Torque: 0.5Nm(4.4lb.in)	Wire Protector: Bronze, Ni plating
Wire Range : 18-12A WG	Strip Length: 6 -7mm	Terminal: Brass, Tin plating



Pitch:

5.0mm, 3.96mm

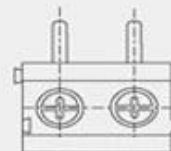
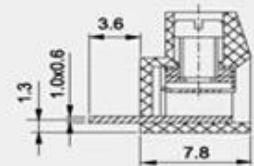
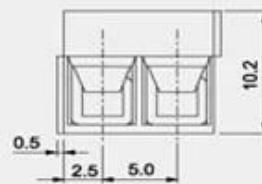
Poles:

2pole 3pole to any poles

SZOMK

- **Top quality products with certification of CE,UL,ROHS**
- **Short lead time, normally 3-5 days after payment**
- **Prompt reponse for your inquiry**

*Pitch=5.0
Unit:mm
N=Poles*



P.C.B. LAYOUT

